

60m - 2.000kg

55m - 2.400kg

50m - 2.800kg

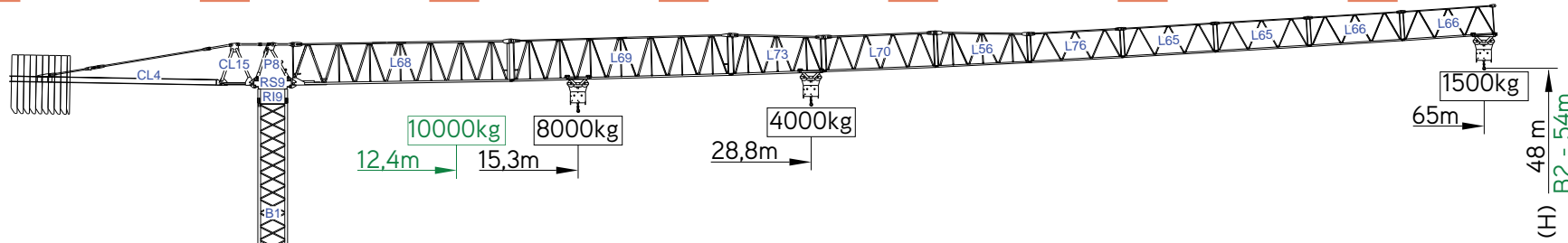
45m - 3.300kg

40m - 3.800kg

38m - 4.000kg

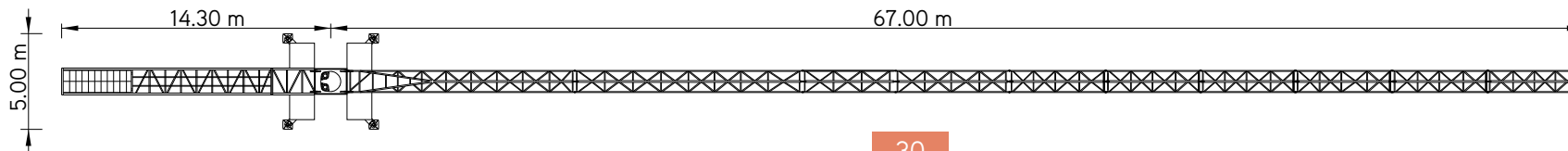
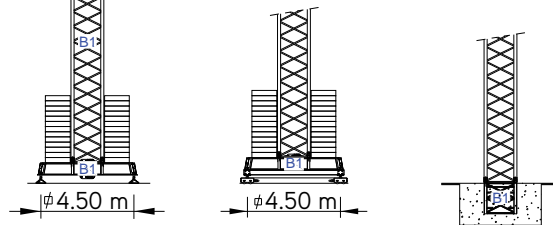
33m - 4.100kg

28m - 4.600kg



Cargas.Loads.Lasten.Charges.Cargas.Carichi.Yükler.ГРУЗОПОДЪЕМНОСТЬ

Icon	Diagram	Kg / m		m	Kg												
		8000	4000		18	23	28	33	38	40	45	50	55	60	65		
19000 kg 9x2000 + 1x1000 kg	65m L68+L69+L73+L70+L56+L76+L65+L66+L66	15,3 m	28,8 m	☐	4000	4000	4000	3440	2920	2750	2390	2100	1860	1670	1500		
18000 kg 8x2000 + 2x1000 kg	60m L68+L69+L73+L70+L56+L76+L65+L65+L66	17,6 m	33,3 m	☐	4000	4000	4000	4000	3450	3250	2830	2500	2330	2000			
18000 kg 8x2000 + 2x1000 kg	55m L68+L69+L73+L70+L56+L76+L65+L65	18,8 m	35,4 m	☐	4000	4000	4000	4000	3700	3490	3040	2690	2400				
17000 kg 8x2000 + 1x1000 kg	50m L68+L69+L73+L70+L56+L76+L65	19,4 m	36,7 m	☐	4000	4000	4000	4000	3840	3630	3170	2800					
16000 kg 8x2000 kg	45m L68+L69+L73+L70+L56+L76	20,1 m	38,0 m	☐	4000	4000	4000	4000	4000	3780	3300						
15000 kg 7x2000 + 1x1000 kg	40m L68+L69+L73+L70+L56	20,2 m	38,2 m	☐	4000	4000	4000	4000	4000	3800							
13000 kg 6x2000 + 1x1000 kg	38m L68+L73+L70+L56+L76+L65	20,1 m	38,0 m	☐	4000	4000	4000	4000	4000								
11000 kg 5x2000 + 1x1000 kg	33m L68+L73+L70+L56+L76	19,4 m	36,7 m	☐	4000	4000	4000	4000	4000								
10000 kg 5x2000 kg	28m L68+L73+L70+L56	18,1 m	34,2 m	☐	4000	4000	4000										






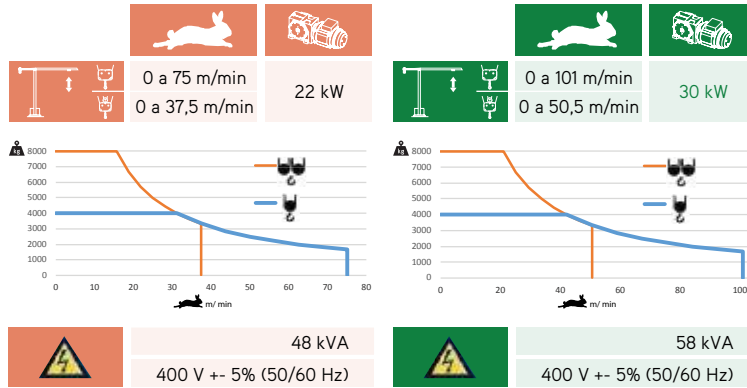
# SGT 6515TL

65m - 1.500kg

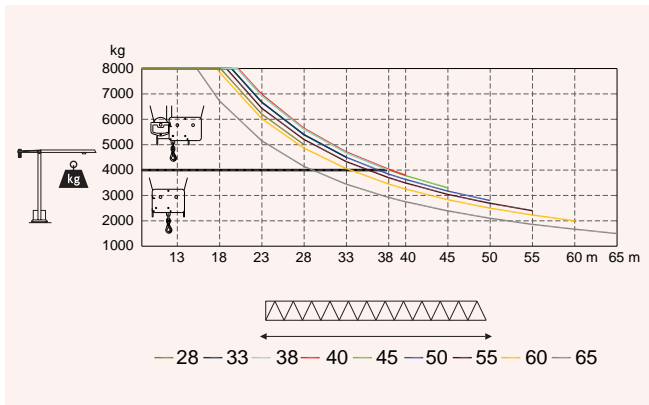
8.000Kg

Características . Characteristics . Eigenschaften  
Caractéristiques . Caratteristiche . Caratteristiche  
Özellikler . ХАРАКТЕРИСТИКИ

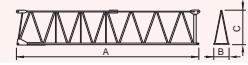


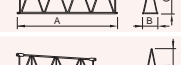



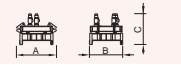

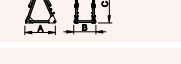
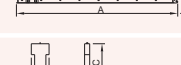
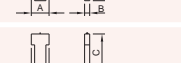

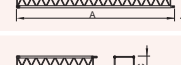


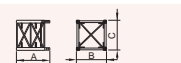

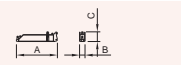

	0 a 1 r.p.m.	2x6,5 daN.m
	0 a 60 m/min	5,5 kW
	0-10 m/min	2x4 kW



Velocidade de elevação . Hoisting speed . Hubgeschwindigkeit . Vitesse d'élevation .  
Velocidad de elevación . Velocità di sollevamento . Kaldırma hızı (m/min) .  
Скорость подъема (м/мин)



Elementos . Parts . Teile . Éléments . Elementos . Elemento . Parçalar . ЭЛЕМЕНТЫ

		A (mm)	B (mm)	C (mm)	kg	Code
L68		11970	1900	2900	5050	
L69		11960	1160	2260	1650	
L73		5230	1160	2260	750	
L70		6200	1160	1950	680	
L56		5200	1160	1930	590	
L76		5180	1160	1610	370	531 60 15
L65		5110	1160	1610	2x330 660	
L66		5110	1160	1610	2x300 600	
RS9 RI9		2505	1700	1950	4650	
P8		2230	1300	820	830	
CL15		1850	1300	2280	985	
CL4		11400	1500	500	4000	
CP3		1160	165	3140	1000	704 10 00
CP2		1160	330	3140	9x2000 18000	704 20 00
					TOTAL	39815
B1		12000	1620	1620	3450	508 12 00
B1		6130	1620	1620	1800	508 06 00
B1		3195	1620	1620	1070	508 06 01
B1		3195	1830	1830	1100	508 06 03
B1		1775	1600	1600	650	508 06 02
B1		6620	500	1040	1850	608 00 01
		3210	340	1040	2x950 1900	
					TOTAL	3750

SGT  
6515TL